

# Action Area Orientation

October 2026  
Ver 1.0

# **This is not training...**

- **This is an orientation and not training**
  - **The purpose is to discuss club rules, safe practices, and areas of concern**
  - **Additional training is available from multiple sources**
    - **Check our Website (Activities->Training) or calendar**
    - **Contact Chief Instructor for additional information**
      - **Judy Velten at [safetyofficer@pmrpc.com](mailto:safetyofficer@pmrpc.com).**
- **This presentation is on the website under Important Documents**

# **In The Classroom**

- **Short segment looking at video snaps from the internet and the Action Area.**
- **Segment reviewing the AA rules and how they apply.**
- **Issues we have experienced.**
- **Appropriate holsters, etc.**
- **Review test.**

# **The Action Area is Special**

- **There is no static firing line.**
- **It is the only range where Shooters can draw and fire from a holster.**
- **Shooters can move about the bay and fire from multiple positions.**
- **The shooter can engage targets in a 180-degree arc.**
- **Multiple shooters can share a bay.**

# Four Basic Rules of Firearm Safety

- Treat **all** guns like they are always loaded!
- **Never** point muzzle at anything you are not willing to destroy.
- Keep your finger off the trigger until your sights are on the target.
- Identify your target, and what is behind it.

**This is bad !**







**YOUR LEG**  
*WORKS*  
**BETTER**  
*IF YOU DON'T*  
**SHOOT IT.**

---

**CLEAR IT ★ CHECK IT ★ LOCK IT**

[EVOLVEUSA.COM](http://EVOLVEUSA.COM)

# This was possible with a Serpa Holster

- **Not allowed for competition at PMRPC**
- **Not recommended for casual use**



Press in while drawing to release the pistol



# Firearm Safety Tips

- **ALWAYS** make sure the weapon is unloaded yourself.
- Pay attention to where the weapon is pointing.
- Never hand the firearm to another person until you have personally looked to make sure the weapon is not loaded.
- When handing a firearm to another person, make sure the weapon is pointing away from any person or an object that may cause a ricochet.

# What About This?



# **You Don't Have to Be an Internet Star...**

- **...to be in our show**



# Safe Direction ?





# Safe Direction –No!



# Safe Direction – What do you think?



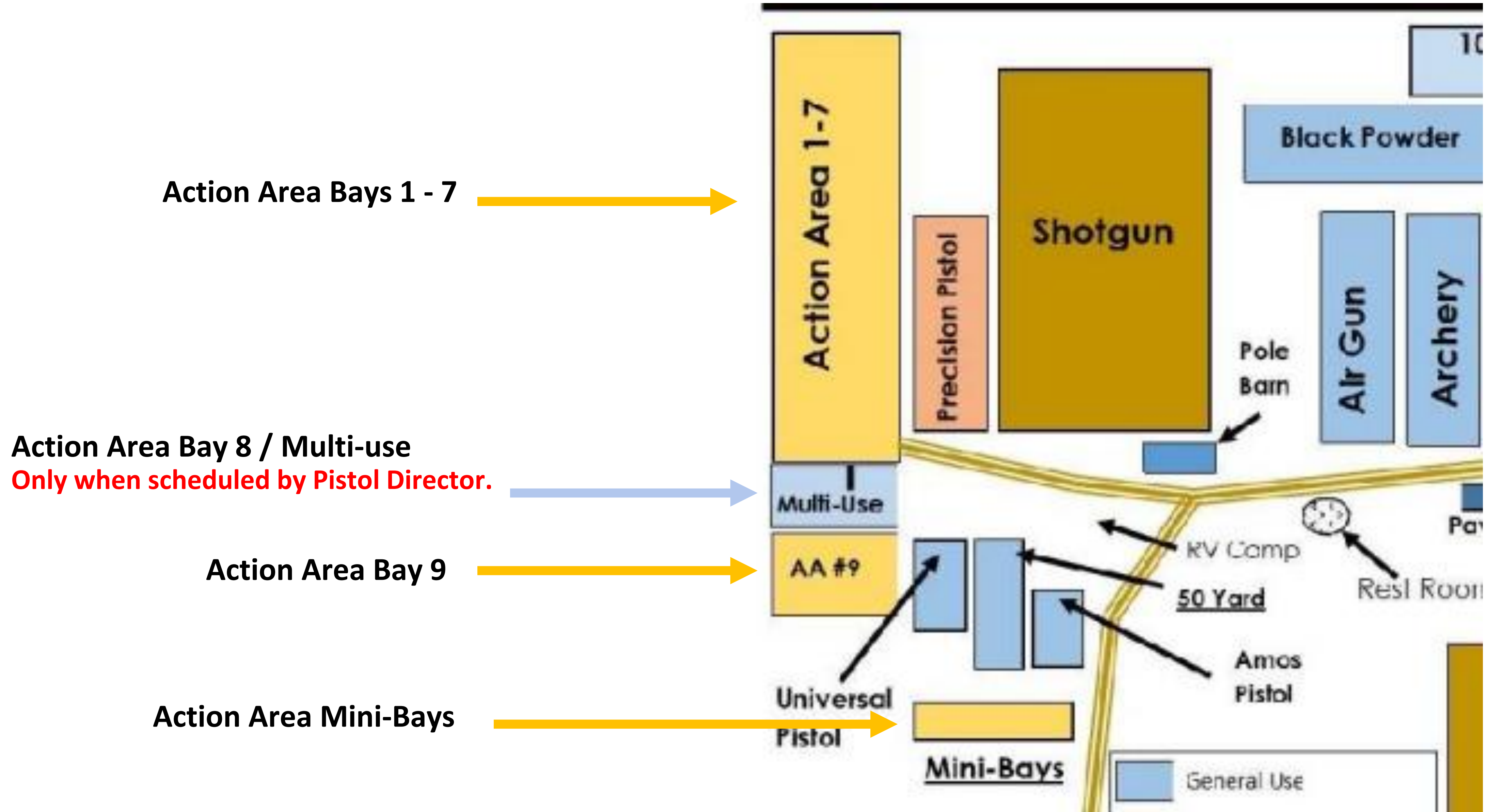


# What About This?



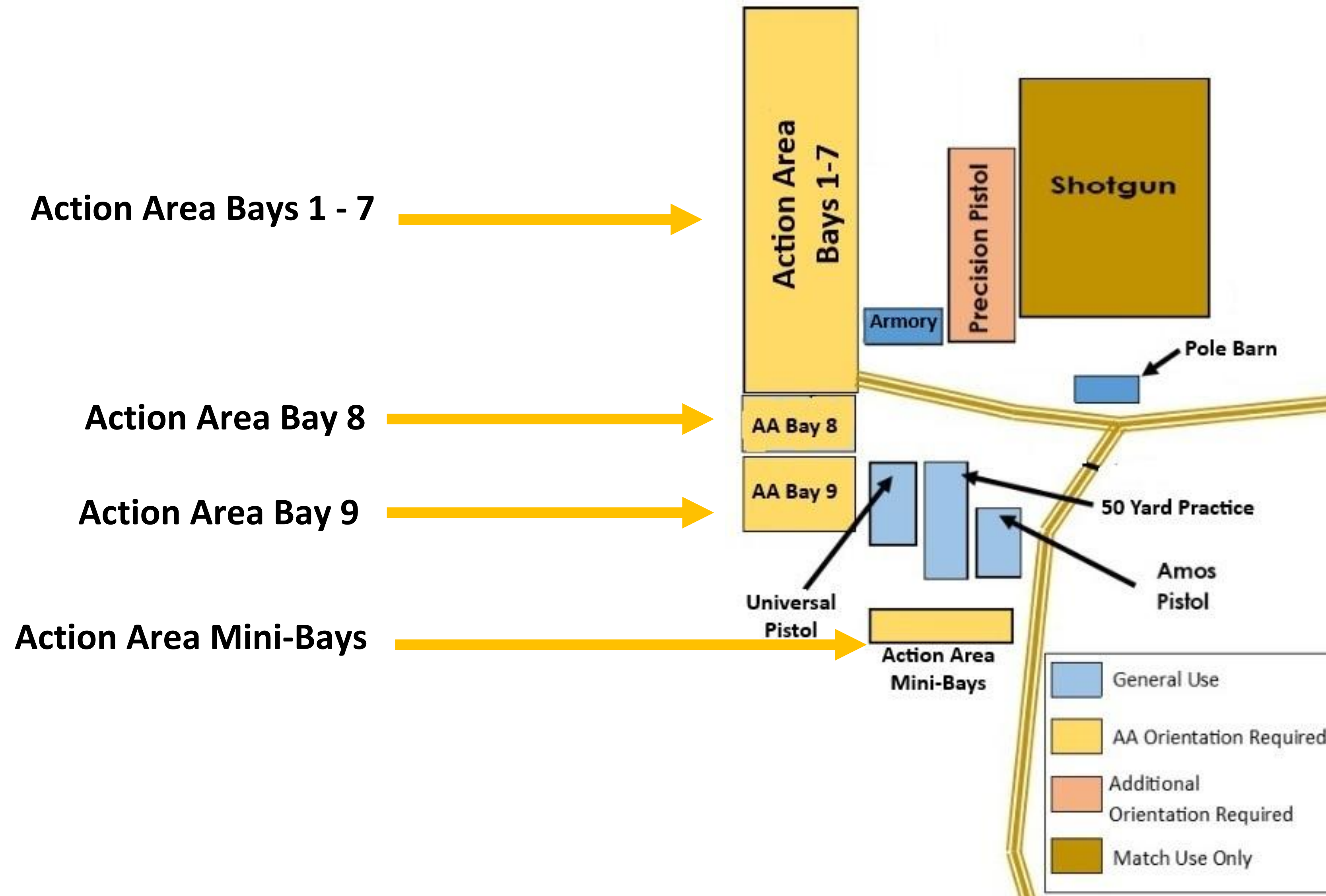


# The Action Area





# The Action Area





# Bays 1 - 7





# Bay 8 (Multi-use)

**Normally NOT an Action Bay**





# AA Mini-Bays



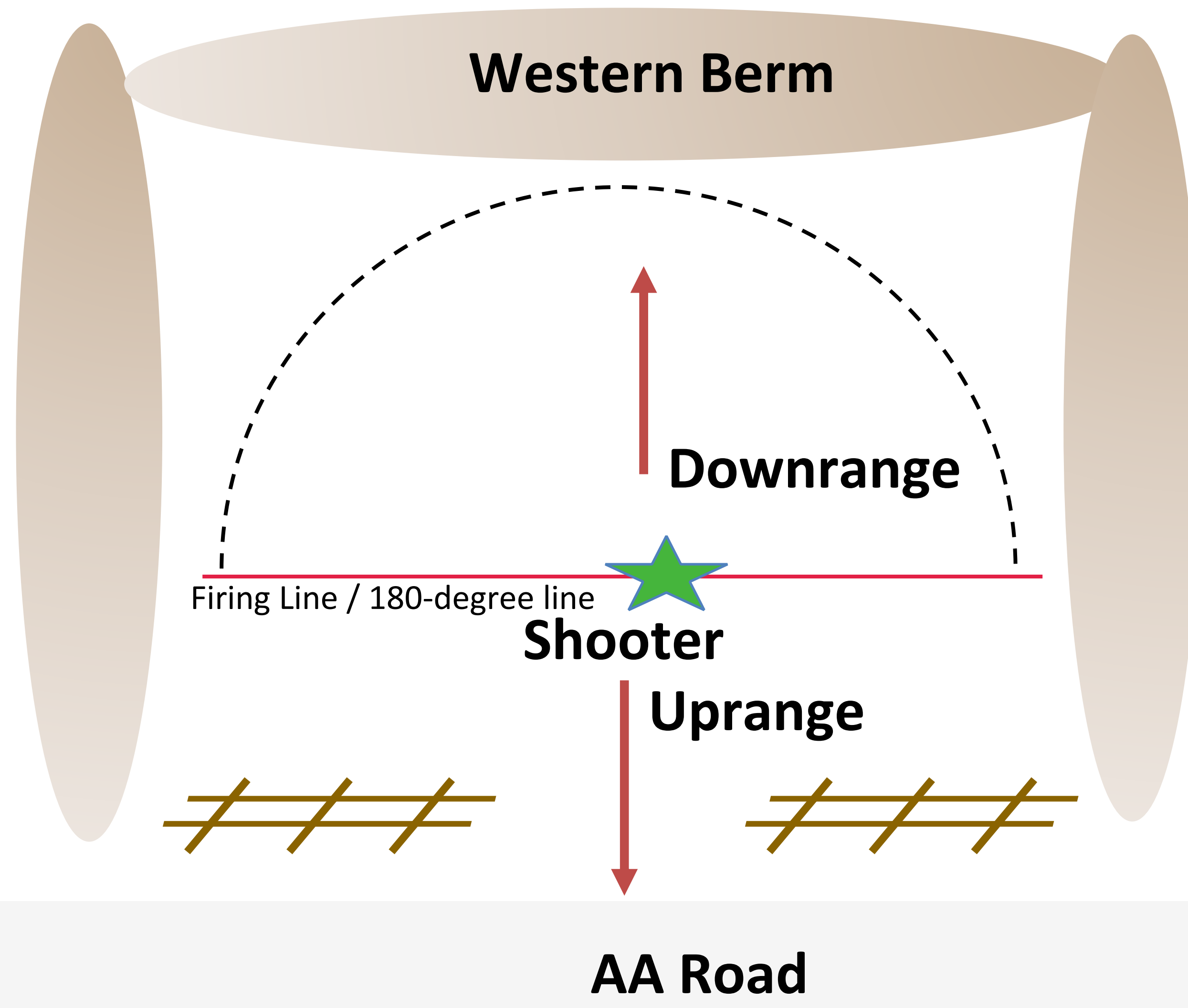
- No rifle-caliber firearms, No shotguns
- Bullets may not impact side berms – No 180-arc
- No personal steel.
- Not normally used for competition (so they are always available).



# Terminology

- **Safe** – the condition in which a firearm cannot fire.
  - firearm is unloaded and magazine removed, if possible
  - slide locked to the rear, or cylinder/action open
  - chamber flag installed, if possible.
- **Safely encased** – firearm is in a holster or case that prevents the trigger from being activated.
  - A holstered gun is considered safely encased.
    - **Outside an AA Bay**, the gun must be **unloaded**
    - **Inside an AA Bay**, the gun may be **loaded**
- **Safe direction** – the direction in which a firearm would do the least damage if discharged.

# Terminology



**Firing Line / 180-degree line is a line through the shooters body that is parallel to the back berm.**

**Any point between the shooter and the back (Western) berm is “downrange”**

**Any point between the shooter and the Action Area road is “uprange”**

# General

- The first person who enters the action area each day for the purpose of shooting must open the gate and raise the flag. The open gate and flag indicate that the action area is in use.
- Always check for the flag when entering the Action Area. Don't assume the flag is up just because the gate is open – the maintenance team doesn't use the flag.
- The last person who leaves the action area must close and lock the gate and lower the flag.
- All shooting must be from **inside** the fence rails.
- No vehicles are allowed inside the bay while shooting.

# The Action Area

- Eye protection is required at all times.
- Ear protection is required when near shooting.
- Scheduled events take priority over casual use of this range.
- Use of action bays during an event is at the discretion of the Match Director.
  - During a match, AA certified members may use open bays **ONLY** with the specific permission of the Match Director. **Ask first!**
  - **Don't drive into AA bays during a match – park outside AA.**
- Most matches are staged in bays 1-7.
- Some events, such as Steel Challenge and Multi-Gun, use Bay8 and/or 9 as well.



# The Rules

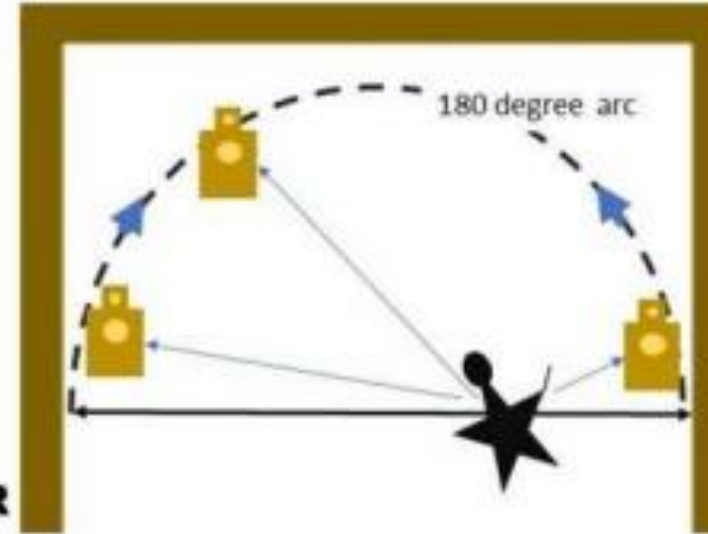
- **NO MUZZLES OVER THE BERMS!**
- **You must pick up empty cartridge cases/ shotgun shells and place in trash cans. Clean up your bay!**
- **Shooters must remove used targets before leaving the range.**
- **Bays set up for events may be used for practice, but the props and target stands may not be moved or shot at; match steel may not be shot at.**
- **Multi-Use Range (Bay 8) can be used as action bay, **only when scheduled by Pistol Director.****



# The Rules

## ACTION AREA

- READ & UNDERSTAND "GENERAL RULES" & "TERMS AND DEFINITIONS" BEFORE USING RANGE.
- RAISE RANGE FLAG, UNLOCK GATE & OPEN, WHEN RANGE IN USE. FLAG LOWERED & GATE LOCKED, WHEN SHOOTERS NO LONGER PRESENT.
- SCHEDULED SHOOTING ACTIVITIES TAKE PRECEDENCE OVER CASUAL USE OF BAYS.
- DURING MATCH, USE OF OPEN BAYS FOR CASUAL SHOOTING AT MATCH DIRECTOR DISCRETION.
- IN NON-MATCH TIMES, BAYS SET UP FOR MATCH MAY BE USED. PROPS, TARGET STANDS, AND STEEL SET UP MUST NOT BE MOVED; MATCH STEEL MUST NOT BE SHOT AT.
- SHOOTERS MUST ALWAYS FOLLOW THE 180-DEGREE LINE RULE..
- DRAWING FROM A HOLSTER IS ALLOWED.
- MULTIPLE SHOOTERS ARE ALLOWED IN A BAY.
- ALL SHOOTING CONDUCTED FROM A SINGLE FIRING LINE.
- FIRST PERSON IN BAY CONTROLS WHO ELSE CAN SHOOT IN THE BAY.
- EYE PROTECTION REQUIRED AT ALL TIMES; BEWARE FALLING SHOT FROM SHOTGUN FIELDS.
- HEARING PROTECTION IS REQUIRED NEAR SHOOTING.
- IF YOU DAMAGE SOMETHING, NOTIFY A CLUB OFFICIAL BEFORE LEAVING THE PREMISES.
- PERSONAL STEEL MUST BE APPROVED BY THE PISTOL DIRECTOR OR DESIGNEE.
- MINIMUM SAFE DISTANCE FOR SHOOTING AT STEEL IS 10 YARDS.
- STEEL CANNOT BE ENGAGED FROM MORE THAN A 15-DEGREE ANGLE OFF PERPENDICULAR.
- ALL SHOOTING MUST OCCUR FROM INSIDE THE RAIL FENCE OF ACTION BAYS.
- VEHICLES MAY NOT BE PARKED IN HOT BAY.
- ONLY 1 VEHICLE PARKED PER NORTH BAYS 1-3. DO NOT BLOCK ROAD.
- ALL FIREARMS NOT IN USE MUST BE FLAGGED OR CASED. HOLSTERED PISTOLS ARE SAFE.
- RULES MAY CHANGE DURING SCHEDULED EVENTS.
- ACTION AREA-QUALIFIED MEMBERS MAY BRING NON-ACTION AREA-QUALIFIED MEMBERS AND NON-MEMBER GUESTS; ALL PMRPC RULES FOR GUESTS APPLY. YOU MUST INDIVIDUALLY SUPERVISE THEM DIRECTLY (WITHIN ARM'S REACH).



### FIREARM HANDLING OUTSIDE THE BAYS INCLUDING SHELTERS:

- NO HANDLING OF UN-SAFE FIREARMS INCLUDING UNDER SHELTERS.
- FIREARMS MUST ARRIVE AND LEAVE ACTION BAYS IN A SAFE CONDITION.
- SAFE FIREARMS MAY BE MOVED FROM BAY TO BAY, WITH MUZZLES POINTED DOWN.

### FIREARM HANDLING INSIDE THE BAYS:

- MUZZLES MUST NEVER POINT ABOVE THE BERM.
- MUZZLES ALWAYS POINT DOWNRANGE OR IN SAFE DIRECTION. MUZZLES ONLY POINT UP WHEN SHOOTERS ARE LOADING A MUZZLELOADER.
- TARGETS MUST BE PLACED SO SHOTS IMPACT DIRECTLY INTO BERM.
- HOLSTERED PISTOLS, HOT OR EMPTY, ARE SAFELY ENCASED.
- SHOOTERS MAY MOVE ABOUT BAY WITH A LOADED, HOLSTERED PISTOL.

### FOR BLACK POWDER / MUZZLELOADERS:

- NO SMOKING ALLOWED WITHIN 10 FEET OF BLACK POWDER / POWDER PELLETS.
- POWDER CAN ONLY BE LOADED FROM A SEPARATE MEASURE.
- PISTOL LOADING MUST USE STAND TO HOLD FIREARM VERTICAL.
- NO OPEN POWDER OR PELLET CONTAINERS ALLOWED AT SHOOTING TABLES.
- CLEAN UP SHOOTING TABLES OF ALL SPILLED POWDER IMMEDIATELY. POWDER SPILLED ON THE GROUND MUST BE WELL SCATTERED.

### SUBMACHINE GUNS

- USE OF SUBMACHINE GUNS REQUIRES AT LEAST TWO PEOPLE PRESENT; ONE MUST BE PMRPC-APPROVED NFA RANGE OFFICER.
- SELECT-FIRE FIREARMS MUST BE CHAMBERED FOR PISTOL ROUNDS ONLY.
- NO AUTOMATIC WEAPONS CHAMBERED FOR RIFLE CARTRIDGES FIRED AT PMRPC WITHOUT BOARD'S APPROVAL.
- NO BUMPFIRE STOCKS, BINARY TRIGGERS OR DEVICES THAT SIMULATE AUTOMATIC FIRE ALLOWED.

**REPORT VIOLATIONS TO: [RSOCHAIR@PMRPC.COM](mailto:RSOCHAIR@PMRPC.COM)**  
**VIOLATIONS OF ANY PMRPC RULES ARE SUBJECT TO DISCIPLINARY ACTION.**



# Guests

- **Anyone you bring into the Action Area who is not AA certified is your “guest,” and you must directly supervise them:**
  - **No more than three “guests.”**
  - **You can’t shoot while they shoot.**
  - **You must be within arm’s reach when guests are shooting or handling a firearm.**
- **Please be aware that it is very important that any guest complete a Hold Harmless Agreement (HHA) before coming to the range.**
  - **There are 3 ways to complete the HHA:**
    - **-Electronically Online HHA is preferred (Available on PMRPC.COM website).**
    - **Paper HHA at the Gate House.**
    - **Paper HHA in the Pole Barn.**
    - **Good for one year.**



# **Action Area Range Basics**

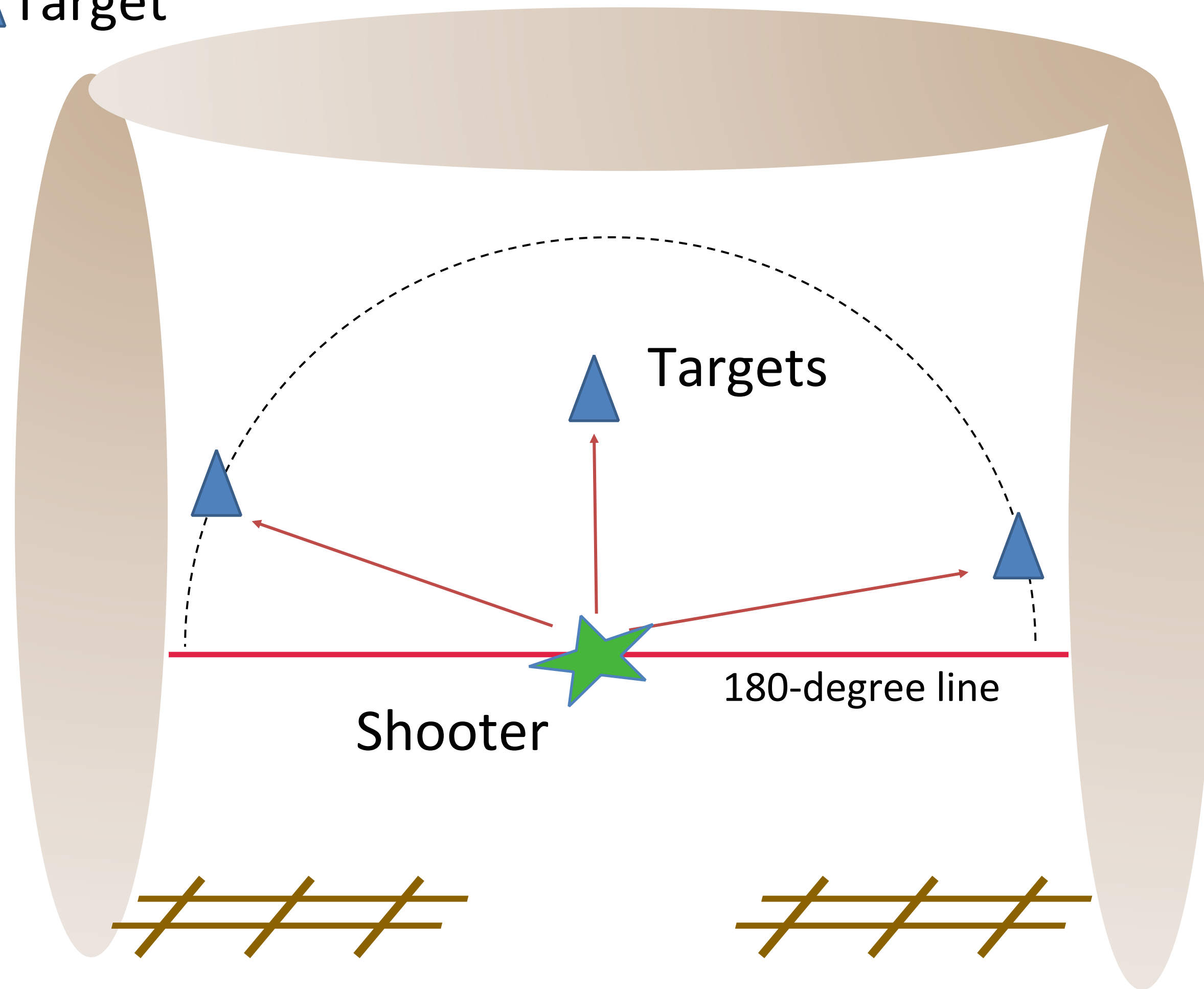
- **The range follows the 180-degree line rule.**
- **Drawing from a holster is allowed as long as the shooter does not break the 180.**
- **Multiple, AA Certified, shooters are allowed in a bay. Each bay is controlled by the first shooter into the bay.**
- **All shooters MUST be on the same firing line.**

# **The 180-Degree Rule**

- **With the shooter directly facing the downrange (Western berm in main AA) berm, the shooter can fire at any target within a 180-degree arc.**
- **At NO time can the muzzle of weapon break the 180-degree arc and point uprange.**
- **If the muzzle is pointed straight down, it is not breaking the 180-degree rule.**

# Single Shooter

▲ Target



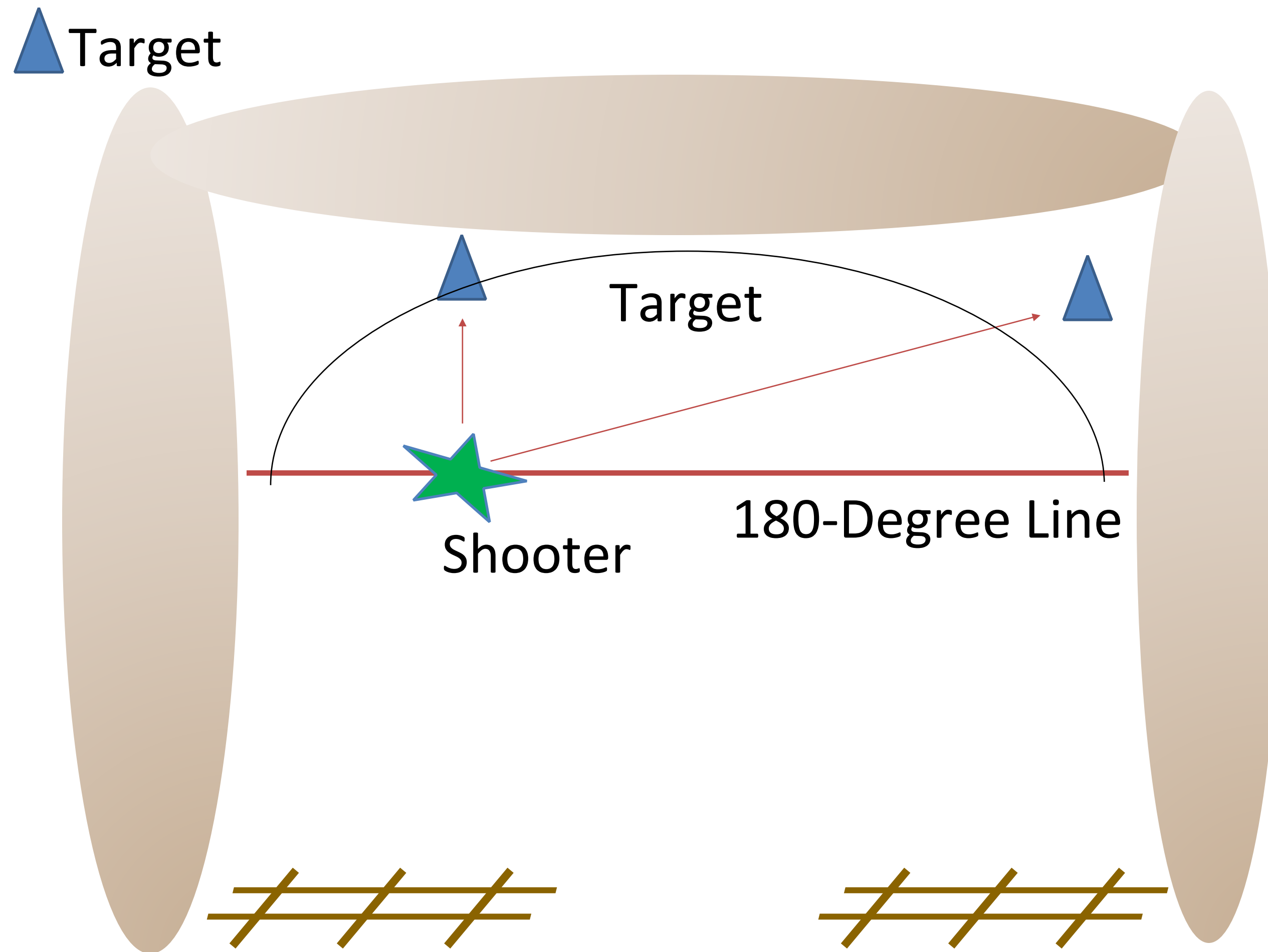
**No one can be downrange of 180-Degree Line**

**Muzzle can't break the 180-Degree line**

**Shooters can engage any target in the 180-degree arc**

**Acceptable use of the range.**

# Single Shooter



**No one can be downrange of 180-Degree Line**


**Muzzle can't break the 180-Degree line**

**Shooters can engage any target in the 180-degree arc**

**Acceptable use of the range.**



# Reminders

| <br><br>Ranges | Changes from Previous Version Highlighted    |                         |       |                |                 |         |                        |                        |                   |                 |           |                        |                           | Allowed Firearms / Range |         |                |                    |                        | Ver 2.8 May 2023          |                  |                        |                           |                  |                    |                 |                |
|---|--|-------------------------|-------|----------------|-----------------|---------|------------------------|------------------------|-------------------|-----------------|-----------|------------------------|---------------------------|--------------------------|---------|----------------|--------------------|------------------------|---------------------------|------------------|------------------------|---------------------------|------------------|--------------------|-----------------|----------------|
|   | Special Orientation<br>Required <sup>1</sup> | SHOOTING<br>POSITIONS   |       |                |                 | PISTOL  |                        |                        |                   |                 |           |                        |                           |                          | RIFLE   |                |                    |                        |                           | SHOTGUN          |                        |                           | AIR GUNS         |                    |                 |                |
|   |  | Benchrest <sup>13</sup> | Prone | Standing       | Ground Sitting  | Rimfire | Pistol Cal. Centerfire | Shouldered Pistol Cal. | Centerfire Magnum | Rifle Caliber   | .410 Bore | Black Powder Cartridge | Black Powder Muzzleloader | Class III                | Rimfire | Pistol Caliber | Cartridge < 50 BMG | Black Powder Cartridge | Black Powder Muzzleloader | Birdshot ≤ 7 1/2 | Hunt Loads, Slug, Buck | Black Powder Muzzleloader | Air Pistol ≤ .30 | Air Pistol >.30    | Air Rifle ≤ .30 | Air Rifle >.30 |
| H. Amos Pistol  |  | ✓                       |       | ✓              |                 | ✓       | ✓                      |                        | ✓                 |                 | ✓         | ✓                      | ✓                         |                          | ✓       |                |                    |                        |                           |                  |                        | ✓                         | ✓                | ✓                  |                 |                |
| MultiUse 50ft   |  | ✓                       |       | ✓              |                 | ✓       | ✓                      | ✓                      | ✓                 |                 | ✓         | ✓                      | ✓                         |                          | ✓       | ✓              |                    |                        |                           |                  |                        | ✓                         | ✓                | ✓                  |                 |                |
| MultiUse 50yd   |  | ✓                       | ✓     | ✓              | ✓               | ✓       | ✓                      | ✓                      | ✓                 | ✓               |           | ✓                      | ✓                         |                          | ✓       | ✓              | ✓                  | ✓                      |                           | ✓                | ✓                      | ✓                         | ✓                | ✓                  | ✓               |                |
| Pattern Board   |  | ✓                       |       | ✓              |                 |         |                        |                        |                   |                 |           |                        |                           |                          |         |                |                    |                        | ✓ <sup>8</sup>            |                  | ✓ <sup>8</sup>         |                           |                  |                    |                 |                |
| 50yd Practice   |  | ✓                       |       | ✓              |                 | ✓       | ✓                      | ✓                      | ✓                 | ✓               |           | ✓                      | ✓                         |                          | ✓       | ✓              | ✓                  | ✓                      |                           |                  |                        | ✓                         | ✓                | ✓                  | ✓               |                |
| Universal Pistol  |  | ✓                       |       | ✓              |                 | ✓       | ✓                      | ✓                      | ✓                 |                 | ✓         | ✓                      |                           | ✓                        | ✓       |                |                    |                        |                           |                  |                        | ✓                         | ✓                |                    |                 |                |
| Action Area   | ✓  | ✓                       | ✓     | ✓              | ✓               | ✓       | ✓                      | ✓                      | ✓                 | ✓               | ✓         | ✓                      | ✓ <sup>5</sup>            | ✓                        | ✓       | ✓              | ✓                  | ✓                      | ✓                         | ✓                | ✓ <sup>11</sup>        | ✓                         | ✓                | ✓                  | ✓               |                |
| AA Mini-Bay   | ✓  | ✓                       | ✓     | ✓              | ✓               | ✓       | ✓                      | ✓                      | ✓                 |                 | ✓         | ✓                      | ✓ <sup>5</sup>            | ✓                        | ✓       |                |                    |                        |                           |                  |                        | ✓                         | ✓                |                    |                 |                |
| Smallbore   | ✓ <sup>2</sup>                               | ✓                       | ✓     | ✓              | ✓               |         |                        |                        |                   |                 |           |                        |                           | ✓ <sup>2,3,4</sup>       |         |                |                    |                        |                           |                  |                        | ✓ <sup>2,3,4</sup>        |                  | ✓ <sup>2,3,4</sup> |                 |                |
| AirGun  |  | ✓                       |       | ✓              |                 |         |                        |                        |                   |                 |           |                        |                           |                          |         |                |                    |                        |                           |                  |                        | ✓ <sup>≤.25</sup>         |                  | ✓ <sup>≤.25</sup>  |                 |                |
| Black Powder  |  | ✓                       |       | ✓              | ✓               |         |                        |                        |                   |                 |           | ✓ <sup>9</sup>         |                           |                          |         |                |                    | ✓ <sup>9</sup>         | ✓                         |                  | ✓                      |                           |                  |                    |                 |                |
| 200yd Benchrest   |  | ✓                       |       |                |                 |         |                        | ✓ <sup>12</sup>        |                   | ✓ <sup>12</sup> |           |                        |                           | ✓                        | ✓       | ✓              | ✓                  | ✓                      |                           | ✓ <sup>10</sup>  |                        |                           |                  | ✓                  | ✓               |                |
| 600yd Hi Power  | ✓  | ✓                       | ✓     | ✓ <sup>6</sup> | ✓ <sup>14</sup> |         |                        |                        |                   |                 |           |                        |                           |                          |         | ✓ <sup>7</sup> | ✓ <sup>7</sup>     |                        |                           |                  |                        |                           |                  |                    |                 |                |
| Shotgun Fields  |  |                         |       | ✓              |                 |         |                        |                        |                   |                 |           |                        |                           |                          |         |                |                    |                        | ✓                         |                  | ✓                      |                           |                  |                    |                 |                |
| Precision Pistol  | ✓  | ✓                       |       | ✓              |                 | ✓       | ✓                      |                        |                   |                 |           |                        |                           |                          |         |                |                    |                        |                           |                  |                        | ✓                         | ✓                |                    |                 |                |

<sup>1</sup> Orientations: Specific instruction/authorization required for unsupervised access to these ranges.  
During scheduled events, members may participate under RO control.

<sup>2</sup> Casual shooting Allowed at fixed backers, 50 & 100 yds, for all members.  
*Orientation required* for access to competition targets and stands for other than fixed distances.

<sup>3</sup> 50yd Smallbore: Standing, Sitting, Kneeling, Prone, Benchrest authorized for all members.

<sup>4</sup> 100yd. Smallbore: Only Prone and Benchrest for all. Modern Rimfire only.

<sup>5</sup> Subgun only allowed; requires 2 persons, 1 must be NFA RO

<sup>6</sup> All Positions at 200 yard/meter. Prone only ALL others.

<sup>7</sup> No rifles over .35 caliber EXCEPT BPCR

<sup>8</sup> BIRDSHOT patterning only

<sup>9</sup> No jacketed or metal cartridges

<sup>10</sup> Shotgun rifled slugs only

<sup>11</sup> Steel Target- 7-1/2 to 9 ONLY

<sup>12</sup> Shouldered pistol on rest only

<sup>13</sup> Seated-Gun over bench

<sup>14</sup> BPCR Allowed over sticks

Prohibited: Cartridges that expel burning payload or explosive projectiles

# Allowed Firearms (Bays 1-9)

- All pistols and rifles less than .50 BMG
- Rifle-caliber cartridges - paper and clay only.
- Pistol-caliber cartridges - paper, clay or steel.
- .22 Rimfire - paper, clay and steel.
- Air pistols and air rifles - paper and clay only.
- Shotgun -- slug and buckshot - paper and clay only.  
-- **birdshot at paper, clay, or steel (7 ½ to 9)**
- No open black powder containers are allowed on the benches.
- No incendiary or explosive cartridges are allowed.
- No explosive targets are allowed.

# **Allowed Firearms (Mini-bays)**

- **Pistols chambered in pistol calibers**
  - **Rifles chambered in pistol caliber cartridges only**
  - **Rifles chambered in .22 Rimfire**
  - **Air pistols (on paper and clay only)**
- 
- **No Rifle calibers**
  - **No shotgun**
  - **No air pistols on steel**



# Gun Handling **Outside** the Bays

- All firearms must be brought to the bays made "**safe**" or "**safely encased**"
  - "**Safe**" means the firearm is unloaded and magazine removed (if possible); slide is locked to the rear or cylinder/action opened; or chamber flag installed (if possible).
  - "**Safely encased**" means that **an unloaded** gun is in a holster or case that prevents the trigger from being activated.
    - **With 1 exception I will cover shortly in Concealed Carry Waiver**
- A loaded firearm inside the bay cannot be moved outside the bay.
- If a firearm is moved outside a bay while it is not encased, it must be made safe and carried muzzle down.

# Gun Handling **Inside** the Bays

- Gun must always be pointed in a safe direction.
- The “**safe direction**” is the direction in which a firearm would do the least damage if discharged. When a berm is present, guns should be handled so that the muzzle is pointing at the berm and bullets will impact directly into it.
- If a muzzle is not pointed downrange, it should be pointed directly at the ground – never up!
- A holstered gun is considered safely encased.
  - **Inside the bay, a holstered gun may be loaded.**
- Shooters may go downrange to change targets with a loaded, holstered handgun.



# General

- No shooting is allowed from outside a bay, **including shooting from the covered seating areas.**
- Vehicles may not be parked in a bay while there is any shooting in that bay.
- Limits of bay is considered the fence.
- The shelters are considered outside the bay.
- All shots fired must directly impact a berm.

# Use of Concealed Carry

- Club Members certified in the Action Area are allowed to arrive at the club with a loaded, concealed weapon intended for use in the Action Area.
- The loaded **Concealed** firearm **CAN NOT** be handled outside an Action Area bay!
- The loaded **Concealed** firearm can **only be handled** inside an Action Area bay!
- To use the concealed weapon in the Action Area, they must follow all Action Area rules concerning holstering and the 180-degree rule.
- This is for use in the Action Area Only.
- They may subsequently depart with a loaded, concealed weapon.
- This waiver does not extend to **guests**!



# Targets

- Only paper/cardboard, clays or steel targets are allowed in the Action bays.
- Clays can be used with a holder or placed on the berm.
- Targets should be placed so all shots, hitting or missing the target, must impact the berm.
- No explosive targets or ammunition are allowed.



CONTACT@CROOKED-BEND.COM WWW.LOVEYOURBEND.COM 1.737.344.3754





# Targets



- **Targets other than paper/cardboard, steel or clays must be approved by the pistol director.**
- **No shooting at ground targets is allowed.**
  - **A ground target is any target so low that a miss will result in the bullet impacting the floor of the bay.**



# Target Placement



**Correct** – shots will impact berm



**Incorrect** – shots will not impact berm



**Incorrect** – single stick will destroy sticks



# Target Placement



**Targets should be placed so all shots, hitting or missing the target, must impact the berm.**



# Shooting Steel



- **The Plate Racks are the only club steel that can be used for general use.**
- The shooter must be at least 10 yards away.
- Shooter must wear proper safety gear.
- Cannot be shot at more than a 15-degree angle from front.
- Steel must be positioned so any ricochet will impact the side berms and not back toward the road.
- Steel targets must be placed near the berm so that ALL missed shots will impact the berm and not the floor of the bay.

ONLY pistol-caliber cartridges, 7 ½ to 9 birdshot and .22 rimfire allowed on steel.

**Steel set up for matches is OFF LIMITS and may not be shot.**

**Do Not Double-Tap the Plate Racks or any falling steel targets!**



# No Rifle on Steel





# Shooting Steel



- **NO rifle-caliber cartridges on steel (5.56, .223, 5.7, .308, 7.62x39, etc.)**
- **A single centerfire rifle cartridge on a steel plate can wreck the plate.**
- **Divots in the plate can cause unpredictable ricochet**

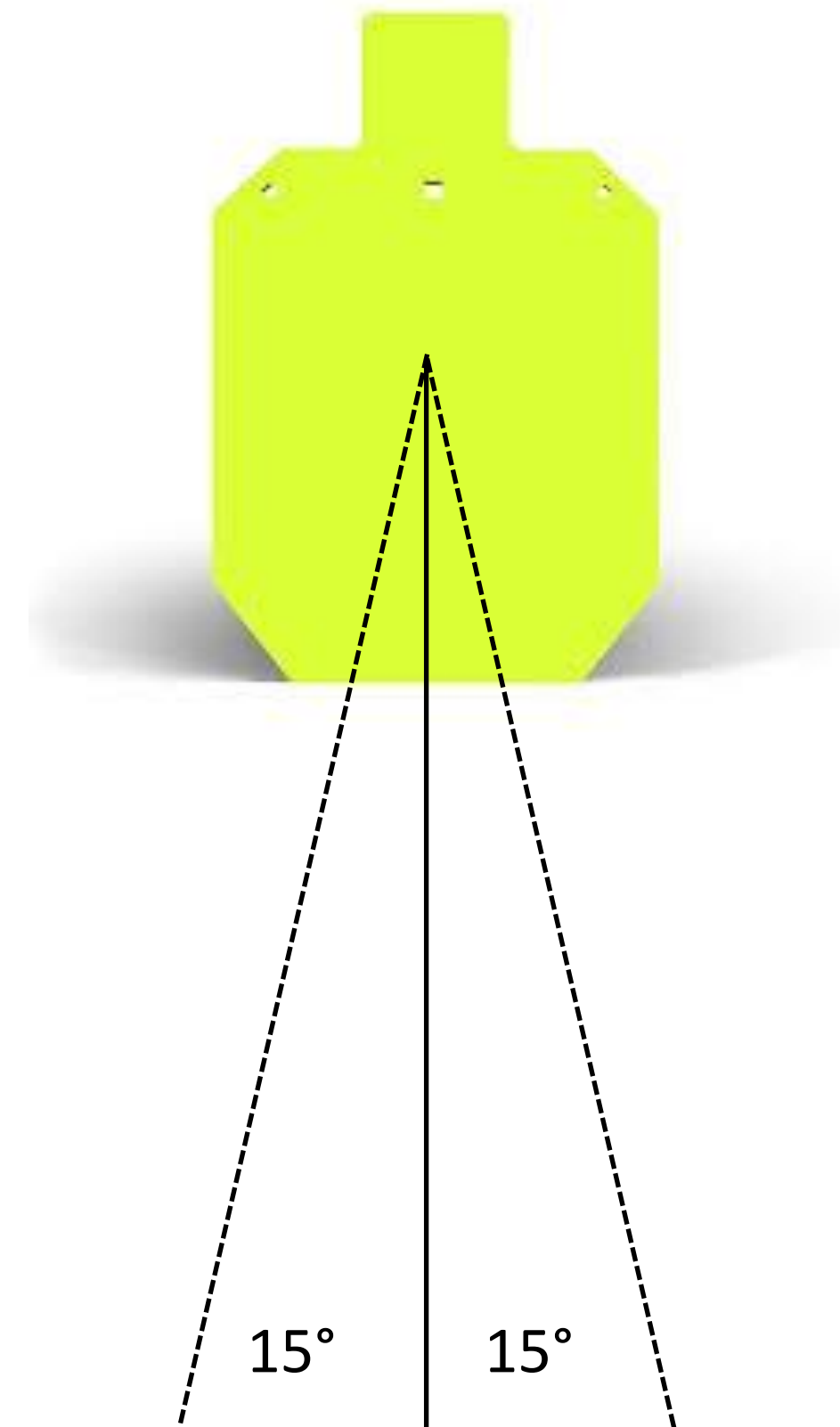


# Plate Rack Damaged by Rifle shots





# Personal Steel



- Personal steel must be approved by the pistol director.
- Material should be AR500 or AR550 steel.
- Steel targets in the Action Area may only be used with pistol caliber ammunition only.
- Target stands should hold steel at an angle, so any ricochet is directed down to the ground.
- Targets should be hanging style and not falling steel or self-resetting (poppers).



# **The RIGHT Gear....**

- **helps insure safe gun handling**



# Safety Gear

- **Eye Protection** required at all times inside the Action Area Gate.
- **Ear Protection** required when shooting and recommended when under the shelters.
- **Hat** is recommended while in the Action Area.
  - Protects your eyes from falling shot from skeet, ejected brass and splatter from steel.
  - Cuts down glare.
  - Prevents sweat from dripping into eyes.





# Splats



**Recovered  
from Bay 9  
after Steel  
Challenge**



# Reminders

**Eye Protection is ALWAYS required in the Action Area**





# Acceptable Holsters

- Strong-side (no cross draw)
- Rigid mouth (holds holster open for one-handed reholstering)

Leather



Kydex



- Trigger covered



# Unacceptable Holsters

- No Bra Holsters
- No Shoulder Holsters
- No Small-of-Back (SOB) Holsters
- No behind the hip holsters
- No holsters with flabby mouths





# **Check before Reholstering**

- **Clothing or debris in your holster can cause a really bad day.**







**Don't Be THAT Guy**



# **Black Powder / Muzzleloaders**

- **no smoking allowed within 10 feet of black powder/ powder pellets.**
- **powder can only be loaded from a separate measure.**
- **pistol loading must use stand to hold firearm vertical.**
- **no open powder or pellet containers allowed at shooting tables.**
- **clean up shooting tables of all spilled powder immediately. Powder spilled on the ground must be well scattered.**



# Automatic Weapons

- Use of submachine guns requires at least two people to be present. One of them must be a PMRPC-approved NFA range officer.
- All select-fire guns must be chambered for pistol rounds. No select-fire guns chambered for rifle cartridges may be fired without board approval.
- It is illegal to own bumpfire stocks or similar devices designed to accelerate the rate of fire of a semiauto.
  - Florida is one of 15 States with a specific ban still in effect.
  - Florida ban includes Forced Reset Triggers.



# Slung Rifle

- Engage safety before slinging
- Keep at least one hand on the gun when it is hot (loaded)
  - Never dangle a hot (loaded) gun
- Start empty, end empty (load immediately before use)
- Always face the berm when gun is hot (loaded)
- MUZZLE CONTROL!!!!
  - Make sure it's slung vertical, not horizontal
  - Keep muzzle from pointing behind you



# Reminders

- All shooting must be from inside the fence area.
- Mini-Bays -- be conscientious to stay inside, and aware of what others are doing.





# Reminders


- **Mini-Bays – No rifle-caliber firearms**





# Reminders

- Proper Care of equipment...





# Reminders

- Clean up after yourself...





# Reminders

- Clean up after yourself...





# General

- **Purposefully damaging club property is grounds for disciplinary action. If you damage something, you must notify a club officer before leaving the premises.**





# General

- Accidents happen. Please let us know if you accidentally damage club property.
  - [Pistol@pmrpc.com](mailto:Pistol@pmrpc.com)
  - [Exec@pmrpc.com](mailto:Exec@pmrpc.com)
- If you discover something damaged in the Action Area, please let me know.
  - [Pistol@pmrpc.com](mailto:Pistol@pmrpc.com)





# Emergencies

## PMRPC Emergency Procedures

**CALL  
911**

**PMRPC RANGE PHYSICAL ADDRESS**  
**610 HURLEY BLVD SW PALM BAY, FL 32908**  
*Next to Palm Bay Police Range*

My name is \_\_\_\_\_?\_\_\_\_\_,  
I am located at Malabar Rifle & Pistol Club,  
610 Hurley Blvd, Palm Bay 32908.  
I have an emergency– I.e.  
accidental firearm injury  
heat stroke  
broken bone  
heart attack . . .  
and the person needs immediate medical attention.  
We are at the \_\_\_\_\_? \_\_\_\_\_ Range.  
There will be someone at the gate to escort you.

- Email to: [911@pmrpc.com](mailto:911@pmrpc.com)  
will text 3 club officials.
  - Exec Officer: [321-863-5952](tel:321-863-5952)
  - Club phone: 321-956-8300\*
- \* Leave a message – it will be sent as text to club secretary



**Questions?**



**Read Agreement and Sign the  
Certification sheet**

**Head to the Action Bays**



# **Welcome Aboard**

**SAFETY ALWAYS IN MIND!**